

USER GUIDE

pilldrill

Smart medication tracking that simply works™

WHAT IS PILLDRILL?

PillDrill is a smart medication tracking system that simplifies the task of everyday pill taking. It gives reminders when pills need to be taken, tracks what you're taking and how you're feeling, and keeps you connected to the people who matter most. PillDrill is designed to be friendly, smart and—most of all—easy. We believe taking pills should be made simpler, not harder.



HOW DOES PILLDRILL WORK?



REMIND

THE HUB REMINDS YOU
WHEN DOSES ARE DUE



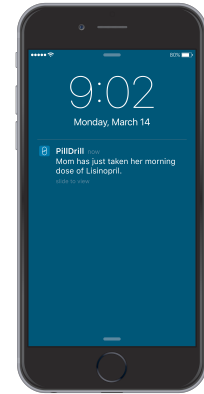
TRACK INTAKE

SCAN YOUR PILL CONTAINER
TO LOG A DOSE AS TAKEN



TRACK WELL-BEING

SCAN THE MOOD CUBE TO LOG HOW
YOU'RE FEELING





NOTIFY

REAL-TIME UPDATES INSTANTLY
NOTIFY THOSE WHO MATTER MOST

HOW DO THE REMINDERS WORK?

When a dose is due, the Hub glows teal and sounds an alert to get your attention.

The screen displays precise dosage information — the medication name, its tag icon (ie.  or ), and small dots to indicate quantity.

If an item has already been scanned at the time of its scheduled reminder, the Hub will remain silent. It knows there's no need to alert you.

THE HUB

Sits next to your pills at home, knows your medication schedule, and issues clear audio-visual alerts when it's time for a dose. To register a dose as taken, wave its container in front of the scanning pad.

Screen

Light ring


Navigation buttons



Scanning pad



Speaker



HOW DO THE BUTTONS WORK?

 Press to navigate through daily history (**Previous**), current status (**Due Now**), and today's remaining schedule (**Upcoming**).

 From the clock screen, hold the  button for 3 seconds to adjust your settings.

 From the clock screen, hold the  button for 3 seconds to put the screen to sleep.

ANY During a reminder, press any button to mute the sound and light ring.

WHAT CONTAINERS SHOULD I TAG?

Any medication or supplement you take regularly can be tagged, including as-needed medications.

For irregularly shaped items (e.g. where a scanning tag cannot adhere properly), we recommend you use the elastic tag holders provided in your kit.

SCANNING TAGS

Allow you to "activate" any pill bottle or other container. Attach a tag to any container, and it's ready to scan. Scanning a tagged item instantly registers it as taken.



12 scanning tags
A-L comes in your kit

A small chip inside each tag enables the scan

Attach the tags using adhesive on the back



WEEKLY PILL STRIP

Our version of an AM/PM pillbox. It works the same way, except that each pill pod removes individually and has a built-in scanning tag on its base. Attach as many strips together as you need.



Built-in scanning tag



DO I HAVE TO USE THE WEEKLY PILL STRIP?

It's completely optional. If you use a weekly pill box, ours will work great for you.

If you prefer to keep your meds in their original packaging, feel free to stick to the scanning tags.

Or use both.

HOW DOES THE MOOD CUBE TRACK MY HEALTH?

By tracking how you're feeling in correlation with what you're taking, the Mood Cube allows you to quantify your day-to-day health in a whole new way.

Over time, this data can help you better understand the effect that medications are having on your body and make more informed health decisions.

MOOD CUBE

A wellness tracker with 5 faces: Great, Good, OK, Bad, Awful. Scan any face to instantly communicate how you're feeling to loved ones and track daily health patterns.

Mood cube



THE APP

Keeps you up to speed at all times. Use the app to create and edit a medication schedule, get reminders and log doses on the go, or simply be notified about a loved one's adherence and mood throughout the day.




IS A SMARTPHONE REQUIRED?

No. The app provides the fullest experience, but a smartphone is not required to use PillDrill — especially for those less comfortable with technology.

Visit www.pilldrill.com/setup for more information on using PillDrill without the app.


FIRST TIME SET UP



1 Plug the power cord into the Hub (as above). Plug the other end into a wall outlet near your medication.



2 Once plugged in, the Hub will display a welcome screen followed by a screen prompting you to download the app.



3 Download the PillDrill app from the App StoreSM or on Google PlayTM to pair your Wi-Fi and set up a medication schedule.



Still have questions?

4 That's it! For troubleshooting or to learn more about your PillDrill, visit www.pilldrill.com/support.

SETUP OPTIONS

● I am setting up PillDrill for myself.

Easy. Just download the app and you'll be provided instructions from there.

● I am setting up PillDrill for someone who lives near me.

Download the app at any time on your phone, but go to the user's home to complete the setup process. Wi-Fi pairing is easier that way.

● I am setting up PillDrill for someone who lives far away.

With the exception of Wi-Fi pairing, the entire setup process can be done remotely through the app. Visit www.pilldrill.com/setup to learn how to pair Wi-Fi remotely.

● I want to set up PillDrill without using the app.

No problem. Visit www.pilldrill.com/setup to be walked through the web version of the setup process.

PRIVACY POLICY

PillDrill takes your privacy seriously. We will never share your data with a 3rd party without your permission. Visit www.pilldrill.com/privacy for more information.

GUIDELINES FOR USE

PillDrill is intended to support your medication regimen and other health-related activities. It should not be relied on exclusively or be used in lieu of consulting a medical professional.

FIND US ONLINE

Website: www.pilldrill.com
Email: hello@pilldrill.com
Facebook: facebook.com/pilldrill
Twitter: [@pilldrill](https://twitter.com/pilldrill)

COPYRIGHT

© 2016 by PillDrill, Inc. All rights reserved.
6100 Elton Ave, Las Vegas NV, 89107, USA.

“PillDrill”, “Care That Connects” and “Smart Medication Tracking That Simply Works” are trademarks of PillDrill, Inc. All other trademarks are the property of their respective owners.

Designed by PillDrill, Inc. in the USA.
Assembled in China.

Patents pending.



Care That Connects™

Have questions? Need support?
Contact us at support@pilldrill.com
or visit www.pilldrill.com/support.